

Scaled data based on original data using
LM-79-08 Approved Method: Electrical and Photometric Measurements of Solid-
State Lighting Products

Test Report Prepared for
Cooper Lighting Solutions
(formerly Eaton)

Brand: STREETWORKS

Report Number: P881575

Luminaire Tested: **NVN-SB1A-750-U-T1**

Issue Date: 10/7/2024

Test Information

Test Method: LM-79-08
Report Number: P881575
TEST IS SCALED FROM IESNA LM-79-08 TEST DATA (G2-2405-108-2)
Test Lab: INNOVATION CENTER
Issue Date: 10/7/2024
Manufacturer: COOPER LIGHTING SOLUTIONS (FORMERLY EATON)
Product Line: STREETWORKS
Catalog Number: NVN-SB1A-750-U-T1
Description: NAVION ROADWAY AND AREA HIGH DENSITY LED LUMINAIRE
(1) 70 CRI, 5000K, 350mA LIGHTSQUARE WITH 26 LEDS AND TYPE I OPTICS
Light Source: -
Ballast/Driver: ELECTRONIC DRIVER

Summary

Lumens per Lamp: N/A
Luminaire Lumens: 4788 lumens
Efficiency: N/A
Efficacy: 155.0 lumens/watt
Luminous Opening: Rectangular (W 0.5' x L: 0.5' x H: 0')
IES Classification: Type I - Short
BUG Rating: B2 - U0 - G2

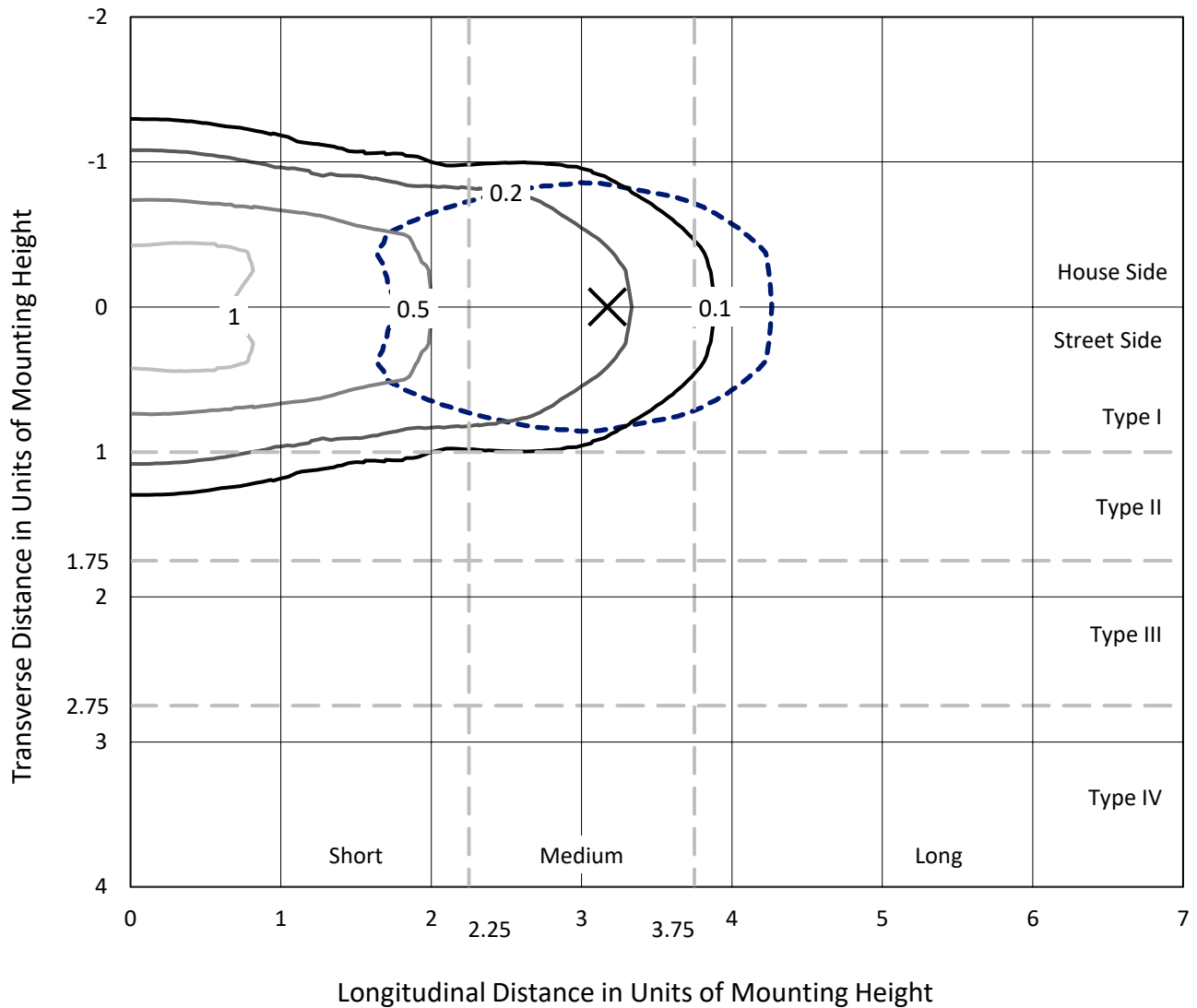
Input Watts (W): 30.9
Input Voltage (V): 120.0
Input Current (Ain): 0.263
Voltage Rise (V): NR
Power Factor: 0.995
Total Harmonic Distortion (THDi): 6.356
Frequency (hertz): 60
Stabilization Time: NR
Operation Time: NR
Ambient Temperature (°C): NR
Test Distance: 24 FT



REPORT NUMBER: P881575
 CATALOG NUMBER: NVN-SB1A-750-U-T1

Iso-Footcandle Lines of Horizontal Illumination

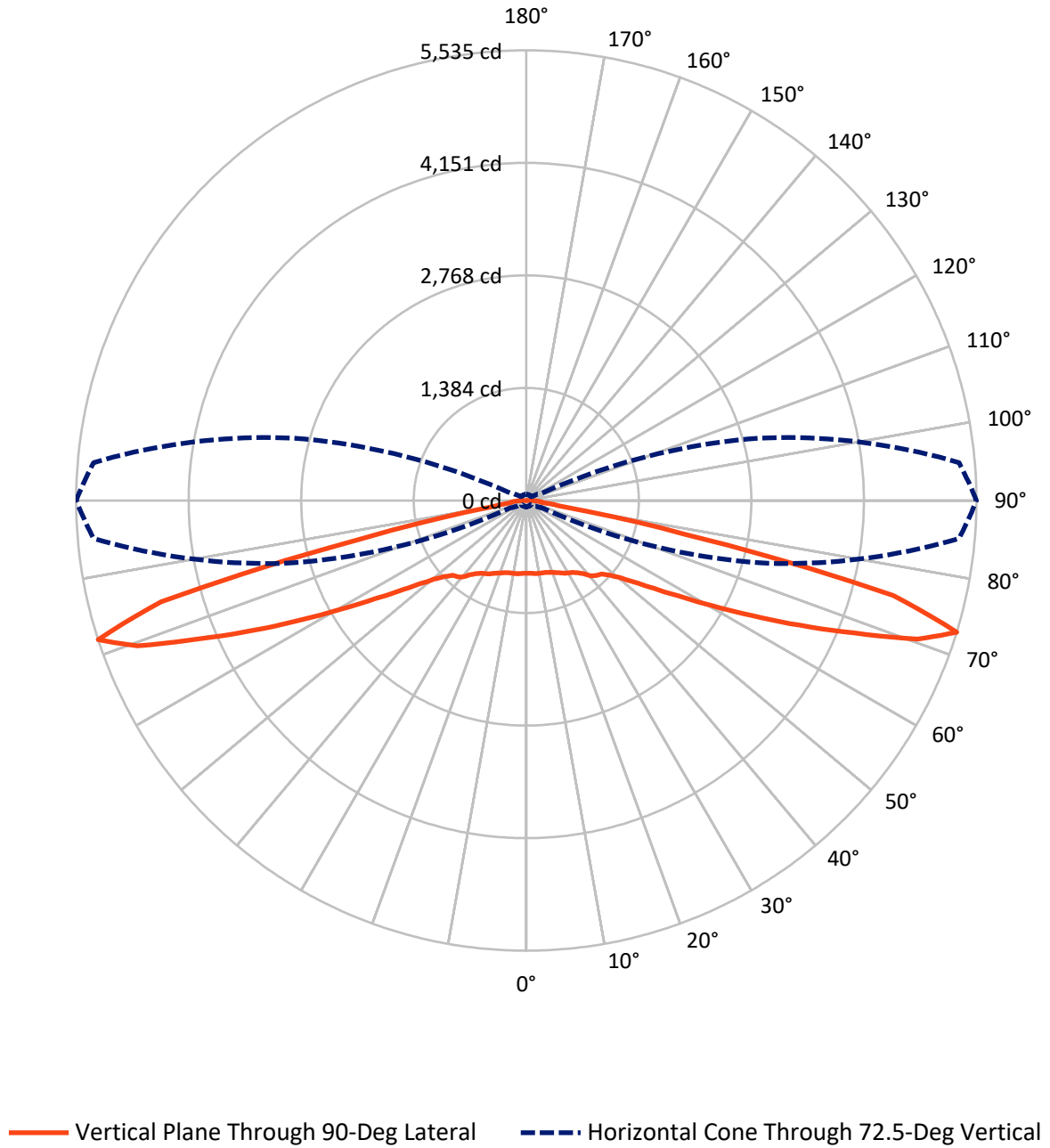
✕ Max cd
 - - - 1/2 Max cd



Based on 25 foot mounting height. Maximum calculated value = 1.4 fc
 Type I - Short - N/A

REPORT NUMBER: P881575
CATALOG NUMBER: NVN-SB1A-750-U-T1

Luminous Intensity Polar Plot



REPORT NUMBER: P881575
 CATALOG NUMBER: NVN-SB1A-750-U-T1

FLUX DISTRIBUTION:

		Downward	Upward	Total
House Side	Lumens	2394.0	0.0	2394.0
	% Fixture	50.0	0.0	50.0
Street Side	Lumens	2394.0	0.0	2394.0
	% Fixture	50.0	0.0	50.0
Total	Lumens	4788.0	0.0	4788.0
	% Fixture	100.0	0.0	100.0

ZONAL LUMENS:

Zone	Lumens	% Fixture
0°-10°	86.8	1.8
10°-20°	265.2	5.5
20°-30°	442.3	9.2
30°-40°	608.3	12.7
40°-50°	742.9	15.5
50°-60°	859.2	17.9
60°-70°	1024.5	21.4
70°-80°	715.0	14.9
80°-90°	43.9	0.9
90°-100°	0.0	0.0
100°-110°	0.0	0.0
110°-120°	0.0	0.0
120°-130°	0.0	0.0
130°-140°	0.0	0.0
140°-150°	0.0	0.0
150°-160°	0.0	0.0
160°-170°	0.0	0.0
170°-180°	0.0	0.0
0°-90°	4788.0	100.0
0°-180°	4788.0	100.0

Coefficient of Utilization



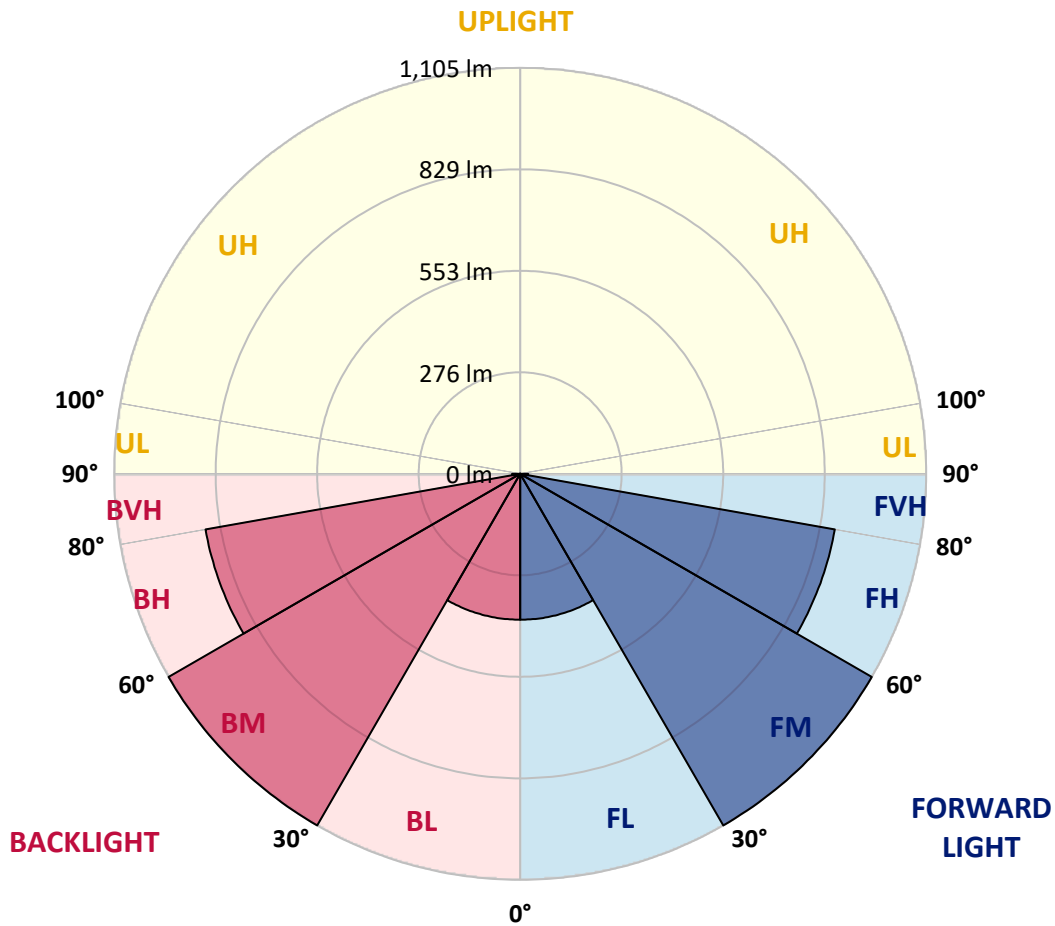
REPORT NUMBER: P881575
 CATALOG NUMBER: NVN-SB1A-750-U-T1

LUMINAIRE CLASSIFICATION SYSTEM LUMEN TABLE AND BUG RATING:

Zone	Lumens	% Fixture	Zone Rating/Lumen Limit		
			B	U	G
FL (0°-30°)	397.1	8.3			
FM (30°-60°)	1105.2	23.1			
FH (60°-80°)	869.7	18.2			G1/1800
FVH (80°-90°)	22.0	0.5			G1/100
BL (0°-30°)	397.1	8.3	B1/500		
BM (30°-60°)	1105.2	23.1	B2/2500		
BH (60°-80°)	869.7	18.2	B2/1000		G2/1000
BVH (80°-90°)	22.0	0.5			G1/100
UL (90°-100°)	0.0	0.0		U0/0	
UH (100°-180°)	0.0	0.0		U0/0	

BUG Rating: B2-U0-G2

Type I Short



REPORT NUMBER: P881575
 CATALOG NUMBER: NVN-SB1A-750-U-T1

CANDELA DISTRIBUTION (FULL):

	0°	5°	15°	25°	35°	45°	55°	65°	75°	85°	90°
0°	894.7	894.7	894.7	894.7	894.7	894.7	894.7	894.7	894.7	894.7	894.7
2.5°	895.5	896.5	896.5	895.7	897.5	896.0	896.0	895.2	896.0	895.2	895.2
5°	900.0	901.3	901.8	901.6	903.8	902.6	902.6	901.6	901.8	901.0	901.0
7.5°	908.7	910.5	911.5	912.8	916.1	914.5	913.5	910.5	909.2	907.2	907.2
10°	911.5	913.5	916.8	923.4	931.1	931.3	928.3	920.6	914.8	910.2	909.4
12.5°	902.8	905.6	912.5	926.0	943.0	949.9	945.1	932.3	920.9	912.8	911.5
15°	891.9	894.9	905.4	925.7	950.9	967.0	966.4	949.7	931.3	918.6	916.6
17.5°	874.8	877.9	892.9	921.4	957.0	983.5	990.6	973.3	947.6	930.6	927.8
20°	844.1	846.8	867.7	907.7	959.1	1001.1	1019.6	1004.4	972.3	949.1	944.8
22.5°	804.1	808.4	832.9	884.0	954.2	1019.4	1052.7	1042.3	1001.1	969.0	963.1
25°	761.4	765.9	794.4	855.0	941.8	1032.6	1091.9	1085.3	1033.6	993.7	985.5
27.5°	724.5	729.3	760.3	826.2	922.4	1037.7	1130.6	1133.9	1073.1	1020.9	1012.2
30°	695.4	700.0	733.1	803.1	897.5	1032.6	1164.4	1187.3	1113.3	1044.6	1032.1
32.5°	663.6	669.5	704.4	774.8	868.0	1020.4	1193.9	1245.1	1159.8	1070.0	1054.2
35°	623.4	628.8	665.4	736.2	829.3	1000.8	1218.6	1309.2	1226.5	1108.7	1091.1
37.5°	574.6	579.7	616.1	687.8	790.9	973.3	1237.4	1381.5	1305.9	1164.4	1141.0
40°	525.5	530.3	564.4	633.9	744.8	938.2	1244.1	1452.2	1397.0	1241.0	1216.1
42.5°	480.4	484.8	516.0	580.7	693.2	893.4	1235.4	1513.8	1478.7	1294.4	1262.4
45°	438.9	442.8	470.5	530.8	639.5	839.0	1209.5	1580.0	1575.9	1332.6	1289.4
47.5°	391.6	395.4	424.2	482.5	585.8	775.1	1165.4	1645.1	1711.0	1419.1	1369.3
50°	333.9	337.2	366.7	426.7	530.0	707.1	1104.4	1696.2	1881.5	1550.2	1487.6
52.5°	265.4	269.0	297.7	357.8	463.9	634.1	1024.0	1729.6	2078.4	1741.5	1664.4
55°	197.5	200.0	224.9	278.9	381.9	550.9	923.2	1739.0	2301.9	2003.1	1906.7
57.5°	143.3	144.8	160.8	201.0	289.6	446.8	800.8	1714.6	2567.8	2338.5	2217.1
60°	116.0	116.5	121.4	139.2	201.3	329.3	652.9	1630.6	2856.3	2770.8	2617.9
62.5°	105.3	105.3	106.6	111.5	136.1	217.3	474.1	1456.5	3165.8	3317.2	3112.3
65°	98.0	98.0	98.5	100.8	107.4	138.4	299.2	1173.1	3426.6	3957.1	3698.1
67.5°	91.4	91.6	91.4	92.1	95.9	102.3	173.5	810.2	3567.0	4620.3	4340.6
70°	84.5	85.0	83.7	83.7	86.8	87.0	108.7	444.3	3450.5	5176.0	5102.5
72.5°	76.3	77.1	75.1	74.6	76.8	75.8	81.7	213.2	2962.4	5341.9	5535.3
75°	69.2	70.2	65.7	64.4	64.4	63.6	66.4	109.4	1922.7	4357.7	4661.0
77.5°	62.9	64.9	57.5	53.4	52.4	50.1	54.2	66.9	841.0	2045.9	2003.4
80°	51.9	54.7	47.3	42.5	40.7	38.2	42.7	46.8	250.1	475.1	455.0
82.5°	38.7	40.0	33.6	30.3	28.8	27.0	32.1	32.6	81.4	168.2	190.1
85°	24.7	25.2	20.6	17.8	17.0	16.3	20.4	17.8	31.0	123.7	179.7
87.5°	8.7	9.9	7.9	7.1	7.6	6.4	9.4	5.3	8.7	87.3	108.1
90°	0.0	0.0	0.0	0.0	0.0	0.0	0.0	0.0	0.0	0.0	0.0

(END OF REPORT)